

We Make Solar Evolve

# EliTe POLY

## Polycrystalline Module

ET-P672325WW/WB 325W

ET-P672320WW/WB 320W

ET-P672315WW/WB 315W

Rich Product Portfolio & Innovative Product Strategy, satisfy customer needs to the best, and keep the customers' overall costs to the lowest.



### High Conversion Efficiency

Industry-leading processing techniques realize great module efficiency to a maximum of 16.75%, steady power output guaranteed.



### Anti-reflective Coating and Reduce O&M Costs

Easier to clean by rainwater to remove dirt on the glass surface, making higher power output and lower maintenance costs.



0 to +5W

### 0 to +5W Positive Tolerance

Gain more power yields than expected.



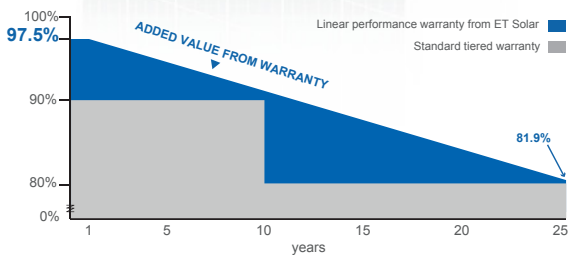
### Excellent Loading Capability

2400Pa wind loads, 5400Pa snow loads.  
Durable and long-lasting.



### Top-quality & Trustworthy Product

Rigorous Quality Management System built.  
Multiple internationally recognized PV industry standard certifications attained.



25 25-year performance warranty

10 10-year warranty on materials and workmanship

IEC 61215 Ed.2  
IEC 61730  
IEC 61701  
IEC 62716



www.etsolar.com

M/ET-PD-EN-EU2017V4

## ELECTRICAL SPECIFICATIONS (STC)

Model Type	ET-P672325WW ET-P672325WB	ET-P672320WW ET-P672320WB	ET-P672315WW ET-P672315WB
Peak Power (Pmax)	325W	320W	315W
Module Efficiency	16.75%	16.49%	16.23%
Maximum Power Voltage (Vmp)	37.28V	37.13V	36.81V
Maximum Power Current (Imp)	8.72A	8.62A	8.56A
Open Circuit Voltage (Voc)	46.31V	45.94V	45.75V
Short Circuit Current (Isc)	9.28A	9.24A	9.12A
Power Tolerance		0 to +5W	
Operating Temperature		- 40 ~ + 85°C	
Maximum System Voltage		DC 1000V	
Nominal Operating Cell Temperature		45±2°C	
Fire Safety		Class C	
Maximum Series Fuse Rating		20A	

## ELECTRICAL SPECIFICATIONS (NOCT)

Model Type	ET-P672325WW ET-P672325WB	ET-P672320WW ET-P672320WB	ET-P672315WW ET-P672315WB
Peak Power (Pmax)	240W	237.3W	232.3W
Maximum Power Voltage (Vmp)	34.4V	34.1V	33.9V
Maximum Power Current (Imp)	6.98A	6.97A	6.85A
Open Circuit Voltage (Voc)	42.8V	42.5V	42.3V
Short Circuit Current (Isc)	7.48A	7.45A	7.35A

## MECHANICAL SPECIFICATIONS

Cell Type	156.75 mm x 156.75 mm
Number of Cells	72 cells in series
Weight	22.5 kg (49.60 lbs)
Dimension	1956×992×40mm (77.01×39.06×1.58 inch)
Max Load	5400 Pascals ( 112 lb/ft <sup>2</sup> )
Junction Box	≥IP67 rated
Connector	MC4 Compatible
Output cable	PV 1-F 4mm <sup>2</sup>

## TEMPERATURE COEFFICIENT

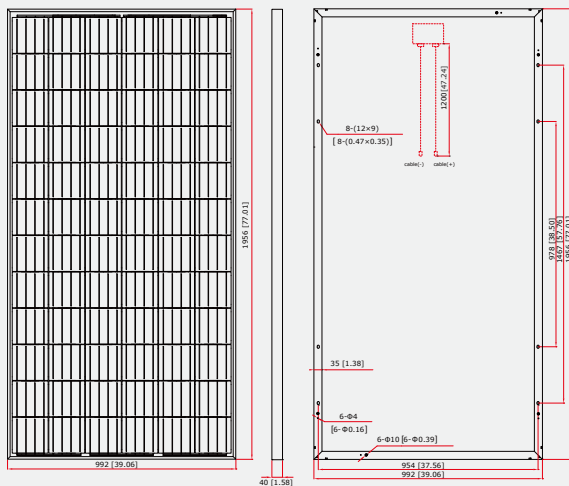
Temp. Coeff. of Isc (TK Isc)	0.04% /°C
Temp. Coeff. of Voc (TK Voc)	-0.34% /°C
Temp. Coeff. of Pmax (TK Pmax)	-0.41% /°C

## PACKING MANNER

Container	40' HQ
Pieces per Pallet	26
Pieces per Container	572

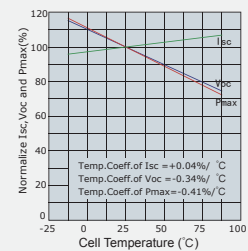
## PHYSICAL CHARACTERISTICS

Unit:mm (inch)

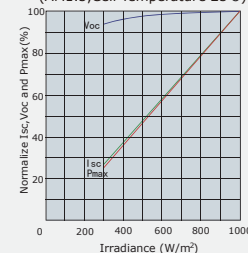


## ELECTRICAL CHARACTERISTICS

Temperature Dependence of Isc, Voc and Pmax



Irradiance Dependence of Isc, Voc and Pmax (AM1.5, Cell Temperature 25°C)



**Note:** the specifications are obtained under the Standard Test Conditions (STCs): 1000 W/m<sup>2</sup> solar irradiance, 1.5 Air Mass, and cell temperature of 25°C. The NOCT is obtained under the Test Conditions: 800 W/m<sup>2</sup>, 20°C ambient temperature, 1m/s wind speed, AM 1.5 spectrum.

Please contact [support@etsolar.com](mailto:support@etsolar.com) for technical support. The actual transactions will be subject to the contracts. This parameters is for reference only and it is not a part of the contracts. The specifications are subject to change without prior notice.