

We Make Solar Evolve

ELITE POLY

Polycrystalline Module

ET-P648215WW/WB 215W

ET-P648210WW/WB 210W

ET-P648205WW/WB 205W



Rich Product Portfolio & Innovative Product Strategy, satisfy customer needs to the best, and keep the customers' overall costs to the lowest.



High Conversion Efficiency

Industry-leading processing techniques realize great module efficiency to a maximum of 16.37%, steady power output guaranteed.



Anti-reflective Coating and Reduce O&M Costs

Easier to clean by rainwater to remove dirt on the glass surface, making higher power output and lower maintenance costs.



0 to +5W Positive Tolerance

Gain more power yields than expected.



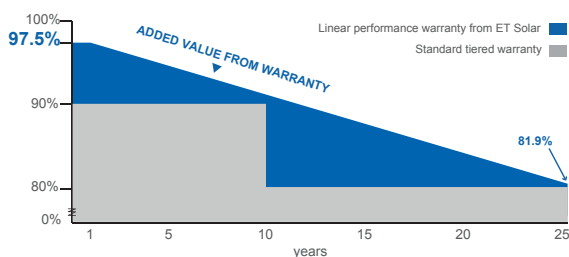
Excellent Loading Capability

2400Pa wind loads, 5400Pa snow loads.
Durable and long-lasting.



Top-quality & Trustworthy Product

Rigorous Quality Management System built.
Multiple internationally recognized PV industry standard certifications attained.



25 25-year performance warranty

10 10-year warranty on materials and workmanship

IEC 61215 Ed.2
IEC 61730
IEC 61701
IEC 62716



ET Solar

www.etsolar.com

M/ET-PD-EN-AP2017V4

ELECTRICAL SPECIFICATIONS

Model Type	ET-P648215WW	ET-P648210WW	ET-P648205WW
	ET-P648215WB	ET-P648210WB	ET-P648205WB
Peak Power (Pmax)	215W	210W	205W
Module Efficiency	16.37%	15.99%	15.61%
Maximum Power Voltage (Vmp)	24.74V	24.50V	24.35V
Maximum Power Current (Imp)	8.69A	8.57A	8.42A
Open Circuit Voltage (Voc)	30.71V	30.34V	30.31V
Short Circuit Current (Isc)	9.28A	9.17A	9.04A
Power Tolerance		0 to +5W	
Operating Temperature		- 40 ~ + 85°C	
Maximum System Voltage		DC 1000V	
Nominal Operating Cell Temperature		45±2°C	
Fire Safety		Class C	
Maximum Series Fuse Rating		20A	

MECHANICAL SPECIFICATIONS

Cell Type	156.75mm x 156.75mm
Number of Cells	48 cells in series
Weight	15 kg(33.07 lbs)
Dimension	1324×992×35mm (52.13×39.06×1.38 inch)
Max Load	5400 Pascals (112 lb/ft ²)
Junction Box	≥IP67 rated
Connector	TLCABLE01 Or QC4.10 Or PV-KST4/xy, PV-KBT4/xy EN50521 Or PV-CF-S 2,5-6(+)/ PV-CM-S 2,5-6(-)

TEMPERATURE COEFFICIENT

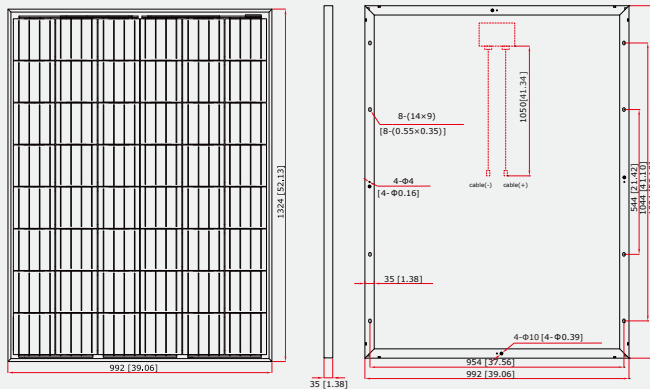
Temp. Coeff. of Isc (TK Isc)	0.04% /°C
Temp. Coeff. of Voc (TK Voc)	-0.34% /°C
Temp. Coeff. of Pmax (TK Pmax)	-0.41% /°C

PACKING MANNER

Container	20' GP	40' GP
Pieces per Pallet	30	30
Pieces per Container	480	960

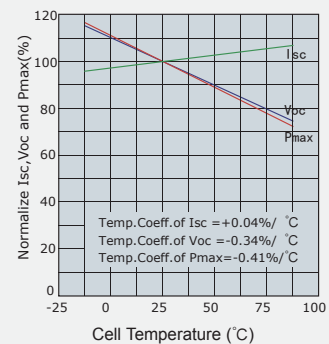
PHYSICAL CHARACTERISTICS

Unit:mm (inch)

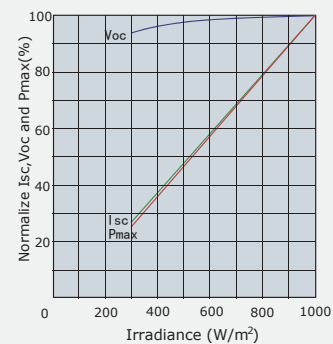


ELECTRICAL CHARACTERISTICS

Temperature Dependence of Isc, Voc and Pmax



Irradiance Dependence of Isc, Voc and Pmax (AM1.5, Cell Temperature 25°C)



Note: the specifications are obtained under the Standard Test Conditions (STCs): 1000 W/m² solar irradiance, 1.5 Air Mass, and cell temperature of 25°C. The NOCT is obtained under the Test Conditions: 800 W/m², 20°C ambient temperature, 1m/s wind speed, AM 1.5 spectrum.

Please contact support@etsolar.com for technical support. The actual transactions will be subject to the contracts. This parameters is for reference only and it is not a part of the contracts. The specifications are subject to change without prior notice.

The connectors listed in the datasheets are for reference only and it is not a part of the contract. The connector we use for the customer's order is not limited to the types listed in the datasheet, which is subject to change without prior notice. The installers need to use the same connector type to PV system.