

We Make Solar Evolve

ELITE BLACK

Monocrystalline Module



ET-M660285BB 285W

ET-M660280BB 280W

ET-M660275BB 275W

ET-M660270BB 270W

ET-M660265BB 265W

Rich Product Portfolio & Innovative Product Strategy, satisfy customer needs to the best, and keep the customers' overall costs to the lowest.



High Conversion Efficiency

Industry-leading processing techniques realize great module efficiency to a maximum of 17.52%, steady power output guaranteed.



Anti-reflective Coating and Reduce O&M Costs

Easier to clean by rainwater to remove dirt on the glass surface, making higher power output and lower maintenance costs.



Visually Appealing Appearance

Good for architectural aesthetics.



0 to +5W Positive Tolerance

Gain more power yields than expected.



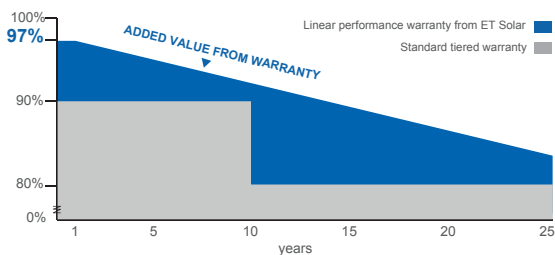
Excellent Loading Capability

2400Pa wind loads, 5400Pa snow loads.
Durable and long-lasting.



Top-quality & Trustworthy Product

Rigorous Quality Management System built.
Multiple internationally recognized PV industry standard certifications attained.



25 25-year performance warranty

10 10-year warranty on materials and workmanship

IEC 61215 Ed.2
IEC 61730
UL 1703



CONFORMS TO UL STD. 1703
CERTIFIED TO UL/CDRD STD.C 1703-01



www.etsolar.com

M/ET-PD-EN-US2017V4

ELECTRICAL SPECIFICATIONS (STC)

Model Type	ET-M660285BB	ET-M660280BB	ET-M660275BB	ET-M660270BB	ET-M660265BB
Peak Power (Pmax)	285W	280W	275W	270W	265W
Module Efficiency	17.52%	17.21%	16.90%	16.60%	16.29%
Maximum Power Voltage (Vmp)	31.85V	31.43V	30.97V	30.83V	30.64V
Maximum Power Current (Imp)	8.95A	8.91A	8.88A	8.76A	8.65A
Open Circuit Voltage (Voc)	39.18V	39.12V	39.08V	38.68V	38.29V
Short Circuit Current (Isc)	9.46A	9.29A	9.14A	9.12A	9.10A
Power Tolerance	0 to +5W				
Operating Temperature	- 40 ~ + 85°C				
Maximum System Voltage	DC 1000V				
Nominal Operating Cell Temperature	45±2°C				
Fire Safety	Type 1				
Maximum Series Fuse Rating	15A				

ELECTRICAL SPECIFICATIONS (NOCT)

Model Type	ET-M660285BB	ET-M660280BB	ET-M660275BB	ET-M660270BB	ET-M660265BB
Peak Power (Pmax)	209.7W	205.9W	203.4W	198.5W	194.1W
Maximum Power Voltage (Vmp)	29.5V	29.4V	29.3V	28.8V	28.4V
Maximum Power Current (Imp)	7.1A	7.0A	6.95A	6.89A	6.84A
Open Circuit Voltage (Voc)	36.2V	36.0V	35.80V	35.5V	35.1V
Short Circuit Current (Isc)	7.63A	7.50A	7.38A	7.36A	7.35A

MECHANICAL SPECIFICATIONS

Cell Type	156.75mm x 156.75mm
Number of Cells	60 cells in series
Weight	18.5 kg (40.79 lbs)
Dimension	1640×992×35 mm (64.57×39.06×1.38 inch)
Max Load	5400 Pascals (112 lb/ft ²)
Junction Box	≥IP67 rated
Connector	MC4 Compatible
Output cable	12AWG:PV Wire

TEMPERATURE COEFFICIENT

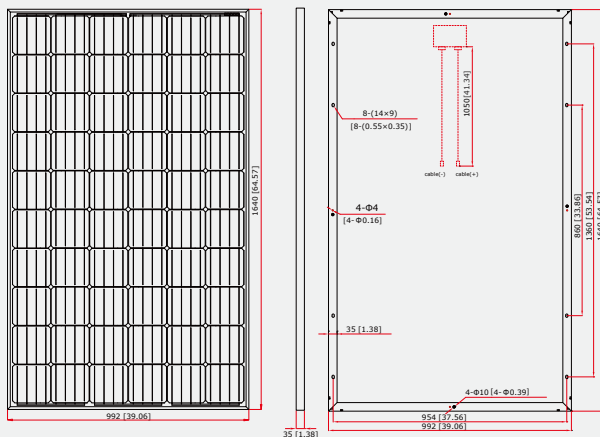
Temp. Coeff. of Isc (TK Isc)	0.06% /°C
Temp. Coeff. of Voc (TK Voc)	-0.30% /°C
Temp. Coeff. of Pmax (TK Pmax)	-0.43% /°C

PACKING MANNER

Container	40' HQ
Pieces per Pallet	30
Pieces per Container	840

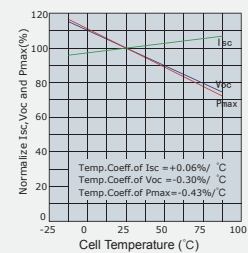
PHYSICAL CHARACTERISTICS

Unit:mm (inch)

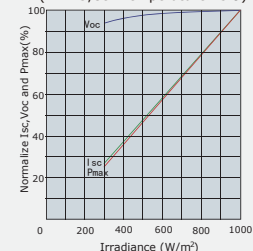


ELECTRICAL CHARACTERISTICS

Temperature Dependence of Isc, Voc and Pmax



Irradiance Dependence of Isc, Voc and Pmax (AM1.5, Cell Temperature 25°C)



Note: the specifications are obtained under the Standard Test Conditions (STCs): 1000 W/m² solar irradiance, 1.5 Air Mass, and cell temperature of 25°C. The NOCT is obtained under the Test Conditions: 800 W/m², 20°C ambient temperature, 1m/s wind speed, AM 1.5 spectrum.

Please contact support@etsolar.com for technical support. The actual transactions will be subject to the contracts. This parameters is for reference only and it is not a part of the contracts. The specifications are subject to change without prior notice.