

We Make Solar Evolve


ELiTe BLACK

Polycrystalline Module

ET-P672320BB 320W

ET-P672315BB 315W

ET-P672310BB 310W



Rich Product Portfolio & Innovative Product Strategy, satisfy customer needs to the best, and keep the customers' overall costs to the lowest.



High Conversion Efficiency

Industry-leading processing techniques realize great module efficiency to a maximum of 16.49%, steady power output guaranteed.



Anti-reflective Coating and Reduce O&M Costs

Easier to clean by rainwater to remove dirt on the glass surface, making higher power output and lower maintenance costs.



0 to +5W Positive Tolerance

Gain more power yields than expected.



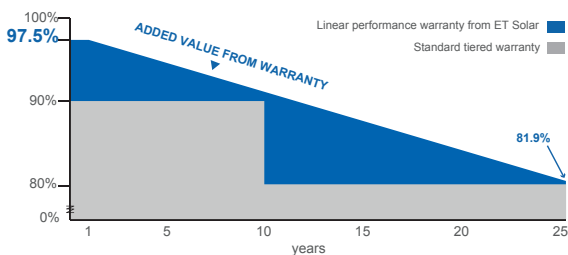
Excellent Loading Capability

2400Pa wind loads, 5400Pa snow loads.
Durable and long-lasting.



Top-quality & Trustworthy Product

Rigorous Quality Management System built.
Multiple internationally recognized PV industry standard certifications attained.



25 25-year performance warranty

10 10-year warranty on materials and workmanship

IEC 61215 Ed.2
IEC 61730



ET Solar

www.etsolar.com

M/ET-PD-EN-AP2017V3

ELECTRICAL SPECIFICATIONS (STC)

Model Type	ET-P672320BB	ET-P672315BB	ET-P672310BB
Peak Power (Pmax)	320W	315W	310W
Module Efficiency	16.49%	16.23%	15.98%
Maximum Power Voltage (Vmp)	37.13V	36.81V	36.54V
Maximum Power Current (Imp)	8.62A	8.56A	8.49A
Open Circuit Voltage (Voc)	45.94V	45.75V	45.65V
Short Circuit Current (Isc)	9.24A	9.12A	9.08A
Power Tolerance		0 to +5W	
Operating Temperature		- 40 ~ + 85°C	
Maximum System Voltage		DC 1000V	
Nominal Operating Cell Temperature		45±2°C	
Fire Safety		Class C	
Maximum Series Fuse Rating		20A	

ELECTRICAL SPECIFICATIONS (NOCT)

Model Type	ET-P672320BB	ET-P672315BB	ET-P672310BB
Peak Power (Pmax)	237.3W	232.3W	229.7W
Maximum Power Voltage (Vmp)	34.1V	33.9V	33.7V
Maximum Power Current (Imp)	6.97A	6.85A	6.82A
Open Circuit Voltage (Voc)	42.5V	42.3V	42.3V
Short Circuit Current (Isc)	7.45A	7.35A	7.32A

MECHANICAL SPECIFICATIONS

Cell Type	156.75mm x 156.75mm
Number of Cells	72 cells in series
Weight	22.5 kg (49.60 lbs)
Dimension	1956×992×40mm (77.01×39.06×1.58 inch)
Max Load	5400 Pascals (112 lb/ft ²)
Junction Box	≥IP67 rated
Connector	TLCABLE01 Or QC4.10 Or PV-KST4/xy, PV-KBT4/xy EN50521 Or PV-CF-S 2,5-6(+)/ PV-CM-S 2,5-6(-)

TEMPERATURE COEFFICIENT

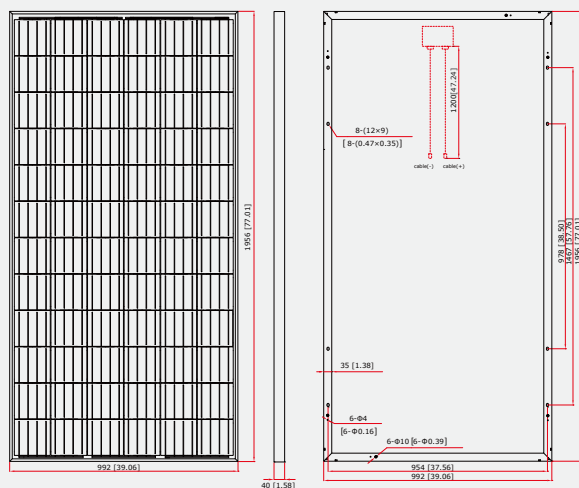
Temp. Coeff. of Isc (TK Isc)	0.04% /°C
Temp. Coeff. of Voc (TK Voc)	-0.34% /°C
Temp. Coeff. of Pmax (TK Pmax)	-0.41% /°C

PACKING MANNER

Container	40' HQ
Pieces per Pallet	26
Pieces per Container	572

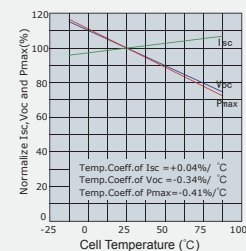
PHYSICAL CHARACTERISTICS

Unit:mm (inch)

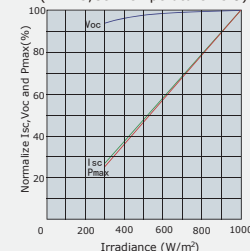


ELECTRICAL CHARACTERISTICS

Temperature Dependence of Isc, Voc and Pmax



Irradiance Dependence of Isc, Voc and Pmax (AM1.5, Cell Temperature 25°C)



Note: the specifications are obtained under the Standard Test Conditions (STCs): 1000 W/m² solar irradiance, 1.5 Air Mass, and cell temperature of 25°C. The NOCT is obtained under the Test Conditions: 800 W/m², 20°C ambient temperature, 1m/s wind speed, AM 1.5 spectrum.

Please contact support@etsolar.com for technical support. The actual transactions will be subject to the contracts. This parameters is for reference only and it is not a part of the contracts.

The specifications are subject to change without prior notice.

The connectors listed in the datasheets are for reference only and it is not a part of the contract. The connector we use for the customer's order is not limited to the types listed in the datasheet, which is subject to change without prior notice. The installers need to use the same connector type to PV system.