

We Make Solar Evolve

ELiTe BLACK

Monocrystalline Module

ET-M672345BB 345W

ET-M672340BB 340W

ET-M672335BB 335W

ET-M672330BB 330W

ET-M672325BB 325W



Rich Product Portfolio & Innovative Product Strategy, satisfy customer needs to the best, and keep the customers' overall costs to the lowest.



High Conversion Efficiency

Industry-leading processing techniques realize great module efficiency to a maximum of 17.78%, steady power output guaranteed.



Anti-reflective Coating and Reduce O&M Costs

Easier to clean by rainwater to remove dirt on the glass surface, making higher power output and lower maintenance costs.



0 to +5W Positive Tolerance

Gain more power yields than expected.



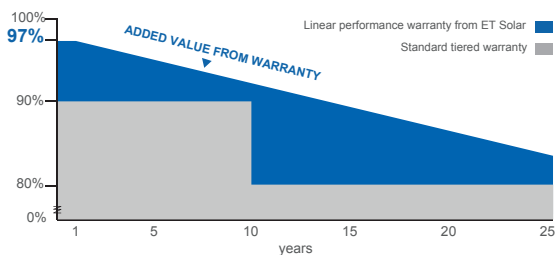
Excellent Loading Capability

2400Pa wind loads, 5400Pa snow loads.
Durable and long-lasting.



Top-quality & Trustworthy Product

Rigorous Quality Management System built.
Multiple internationally recognized PV industry standard certifications attained.



25 25-year performance warranty

10 10-year warranty on materials and workmanship

IEC 61215 Ed.2
IEC 61730



ET Solar

www.etsolar.com

M/ET-PD-EN-AP2017V3

ELECTRICAL SPECIFICATIONS (STC)

Model Type	ET-M672345BB	ET-M672340BB	ET-M672335BB	ET-M672330BB	ET-M672325BB
Peak Power (Pmax)	345W	340W	335W	330W	325W
Module Efficiency	17.78%	17.52%	17.26%	17.01%	16.75%
Maximum Power Voltage (Vmp)	38.38V	38.17V	37.94V	37.55V	37.11V
Maximum Power Current (Imp)	8.99A	8.91A	8.83A	8.79A	8.76A
Open Circuit Voltage (Voc)	47.13V	46.91V	46.75V	46.64V	46.54V
Short Circuit Current (Isc)	9.48A	9.41A	9.33A	9.29A	9.11A
Power Tolerance	0 to +5W				
Operating Temperature	- 40 ~ + 85°C				
Maximum System Voltage	DC 1000V				
Nominal Operating Cell Temperature	45±2°C				
Fire Safety	Class C				
Maximum Series Fuse Rating	20A				

ELECTRICAL SPECIFICATIONS (NOCT)

Model Type	ET-M672345BB	ET-M672340BB	ET-M672335BB	ET-M672330BB	ET-M672325BB
Peak Power (Pmax)	251.2W	247.6W	244W	240.8W	238.7W
Maximum Power Voltage (Vmp)	35.3V	35.1V	34.9V	34.7V	34.9V
Maximum Power Current (Imp)	7.11A	7.05A	6.99A	6.95A	6.83A
Open Circuit Voltage (Voc)	43.1V	42.9V	42.8V	42.7V	42.6V
Short Circuit Current (Isc)	7.65A	7.6A	7.53A	7.5A	7.36A

MECHANICAL SPECIFICATIONS

Cell Type	156.75mm x 156.75mm
Number of Cells	72 cells in series
Weight	22.5 kg (49.60 lbs)
Dimension	1956×992×40mm (77.01×39.06×1.58 inch)
Max Load	5400 Pascals (112 lb/ft ²)
Junction Box	≥IP67 rated
Connector	TLCABLE01 Or QC4.10 Or PV-KST4/xy, PV-KBT4/xy
EN50521	Or PV-CF-S 2,5-6(+)/ PV-CM-S 2,5-6(-)

TEMPERATURE COEFFICIENT

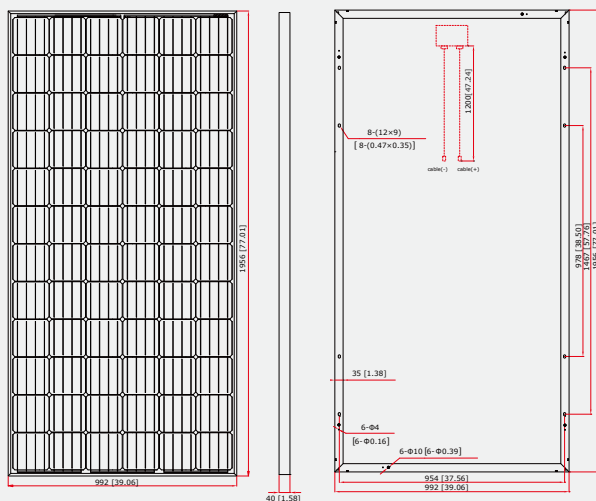
Temp. Coeff. of Isc (TK Isc)	0.06% /°C
Temp. Coeff. of Voc (TK Voc)	-0.30% /°C
Temp. Coeff. of Pmax (TK Pmax)	-0.43% /°C

PACKING MANNER

Container	40' HQ
Pieces per Pallet	26
Pieces per Container	572

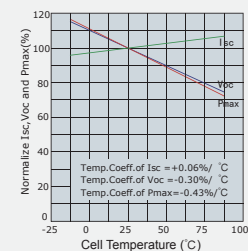
PHYSICAL CHARACTERISTICS

Unit:mm (inch)

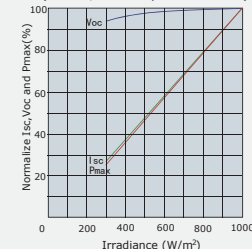


ELECTRICAL CHARACTERISTICS

Temperature Dependence of Isc, Voc and Pmax



Irradiance Dependence of Isc, Voc and Pmax (AM1.5, Cell Temperature 25°C)



Note: the specifications are obtained under the Standard Test Conditions (STCs): 1000 W/m² solar irradiance, 1.5 Air Mass, and cell temperature of 25°C. The NOCT is obtained under the Test Conditions: 800 W/m², 20°C ambient temperature, 1m/s wind speed, AM 1.5 spectrum.

Please contact support@etsolar.com for technical support. The actual transactions will be subject to the contracts. This parameters is for reference only and it is not a part of the contracts. The specifications are subject to change without prior notice.

The connectors listed in the datasheets are for reference only and it is not a part of the contract. The connector we use for the customer's order is not limited to the types listed in the datasheet, which is subject to change without prior notice. The installers need to use the same connector type to PV system.