

We Make Solar Evolve

EiTe POLY

Anti-glare Series

ET-P660265WW 265W

ET-P660260WW 260W



Aesthetics appearance
Matte surface thanks to textured glass,
avoid boring dazzling reflection



Environmentally Friendly
10 times less about the reflection at specific
angel



High safety standard
Less light pollution, meet high requirement
when project close to airport terminal, high
way



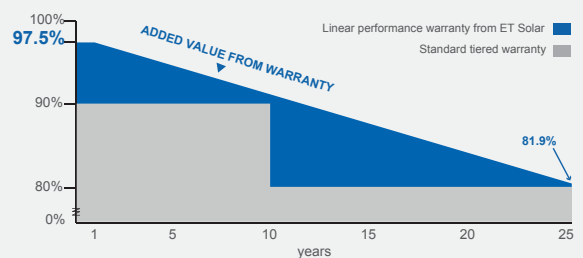
Light trapping Tech
Increasing light trapping due to textured
surface, contributing to the output

0 to
+5W

0 to +5W positive tolerance
Detailed information in Electrical
Specifications.

48

48-hour response service



25 25-year performance warranty

10 10-year warranty on materials and workmanship

IEC 61215 Ed.2
IEC 61730
IEC 61701
IEC 62716



ET Solar

M/ET-PD-EN-EU2017V3

www.etsolar.com

ELECTRICAL SPECIFICATIONS

Model Type	ET-P660265WW	ET-P660260WW
Peak Power (Pmax)	265W	260W
Module Efficiency	16.29%	15.98%
Maximum Power Voltage (Vmp)	30.74V	30.59V
Maximum Power Current (Imp)	8.62A	8.50A
Open Circuit Voltage (Voc)	38.29V	38.16V
Short Circuit Current (Isc)	9.24A	9.07A
Power Tolerance	0 to +5W	
Operating Temperature	- 40 ~ + 85 °C	
Maximum System Voltage	DC 1000V	
Nominal Operating Cell Temperature	45±2°C	
Fire Safety	Class C	
Maximum Series Fuse Rating	20A	

MECHANICAL SPECIFICATIONS

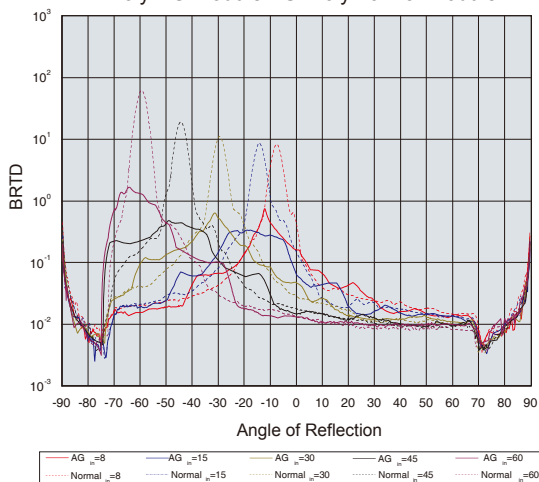
Cell type	156.75 mm x 156.75 mm
Number of cells	60 cells in series
Weight	18.5 kg (40.79 lbs)
Dimensions	1640×992×35 mm (64.57×39.06×1.38 inch)
Max Load	5400Pascals (112 lb/ft ²)

TEMPERATURE COEFFICIENT

Temp. Coeff. of Isc (TK Isc)	0.04 %/°C
Temp. Coeff. of Voc (TK Voc)	-0.34 %/°C
Temp. Coeff. of Pmax (TK Pmax)	-0.41 %/°C

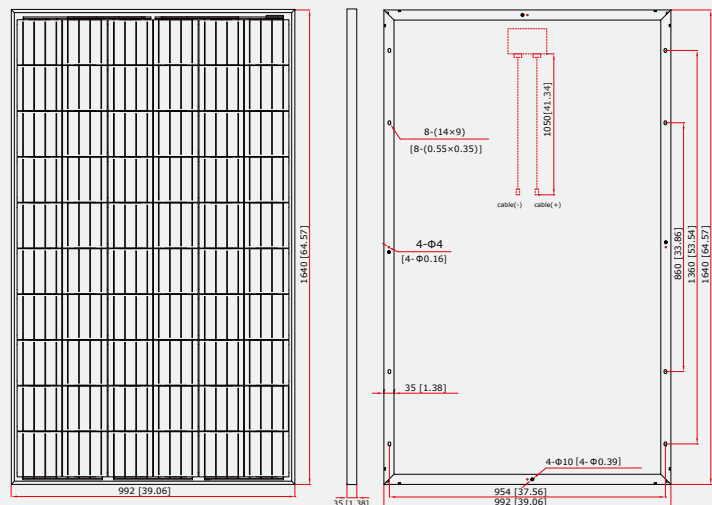
OPTICAL CHARACTERISTICS

Poly AG module VS. Poly normal module



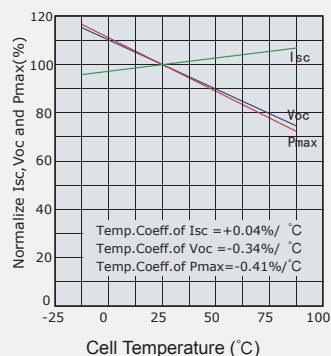
PHYSICAL CHARACTERISTICS

Unit:mm (inch)

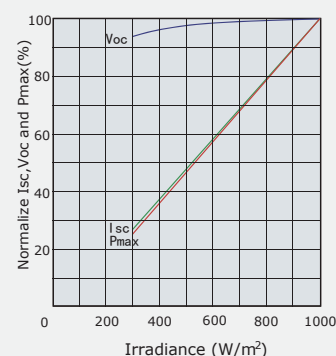


ELECTRICAL CHARACTERISTICS

Temperature Dependence of Isc, Voc and Pmax



Irradiance Dependence of Isc, Voc and Pmax
(AM1.5, Cell Temperature 25°C)



Note: the specifications are obtained under the Standard Test Conditions (STCs): 1000 W/m² solar irradiance, 1.5 Air Mass, and cell temperature of 25°C.

The NOCT is obtained under the Test Conditions: 800 W/m², 20°C ambient temperature, 1m/s wind speed, AM 1.5 spectrum.

Please contact support@etsolar.com for technical support. The actual transactions will be subject to the contracts. This parameters is for reference only and it is not a part of the contracts. The specifications are subject to change without prior notice.