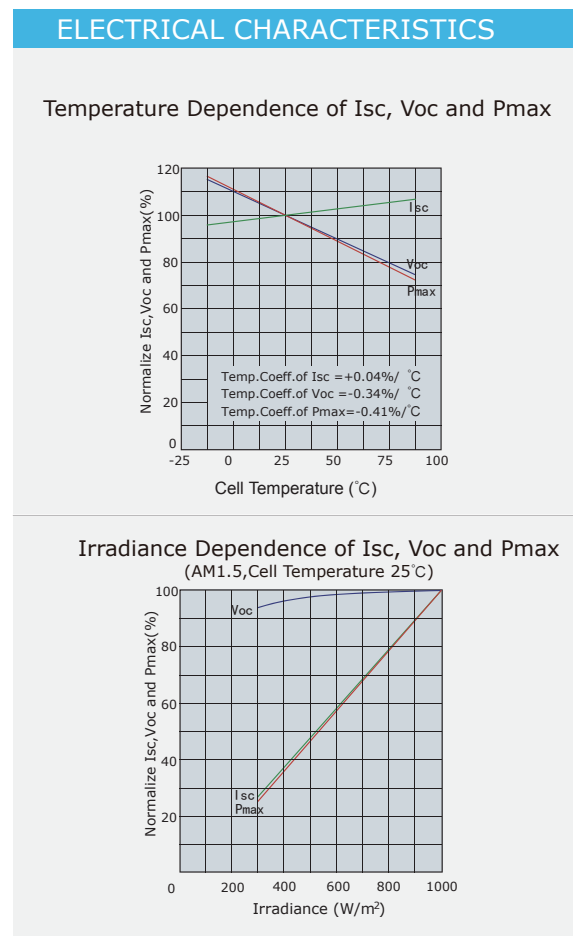
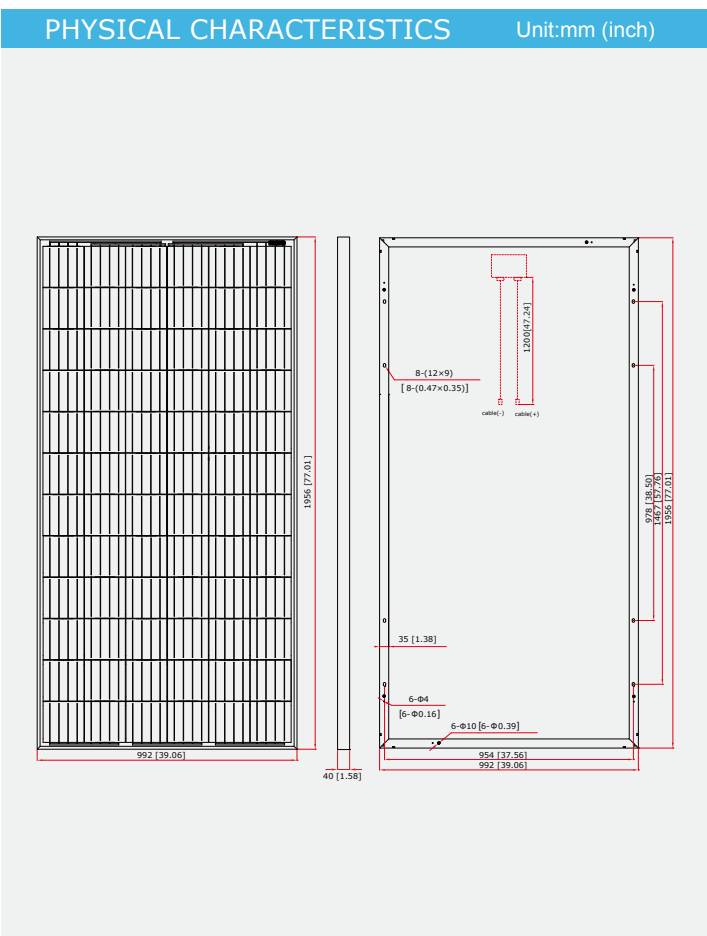


ELECTRICAL SPECIFICATIONS			
Model Type	ET-P672325WW ET-P672325WB	ET-P672320WW ET-P672320WB	ET-P672315WW ET-P672315WB
Peak Power (Pmax)	325W	320W	315W
Module Efficiency	16.75%	16.49%	16.23%
Maximum Power Voltage (Vmp)	37.28V	37.13V	36.81V
Maximum Power Current (Imp)	8.72A	8.62A	8.56A
Open Circuit Voltage (Voc)	46.31V	45.94V	45.75V
Short Circuit Current (Isc)	9.28A	9.24A	9.12A
Power Tolerance		0 to +5W	
Operating Temperature		-40 ~ +85°C	
Maximum System Voltage		DC 1000V	
Nominal Operating Cell Temperature		45±2°C	
Fire Safety		Class C	
Maximum Series Fuse Rating		15A	

MECHANICAL SPECIFICATIONS	
Cell Type	6 inch
Number of Cells	72 cells in series
Weight	22.5 kg (49.60 lbs)
Dimension	1956×992×40mm (77.01×39.06×1.58 inch)
Max Load	5400 Pascals ( 112 lb/ft <sup>2</sup> )
Junction Box	IP65 rated
Connector	MC4 Compatible
Output cable	12AWG:PV Wire

TEMPERATURE COEFFICIENT	
Temp. Coeff. of Isc (TK Isc)	0.04% /°C
Temp. Coeff. of Voc (TK Voc)	-0.34% /°C
Temp. Coeff. of Pmax (TK Pmax)	-0.41% /°C

PACKING MANNER	
Container	40' HQ
Pieces per Pallet	26
Pieces per Container	572



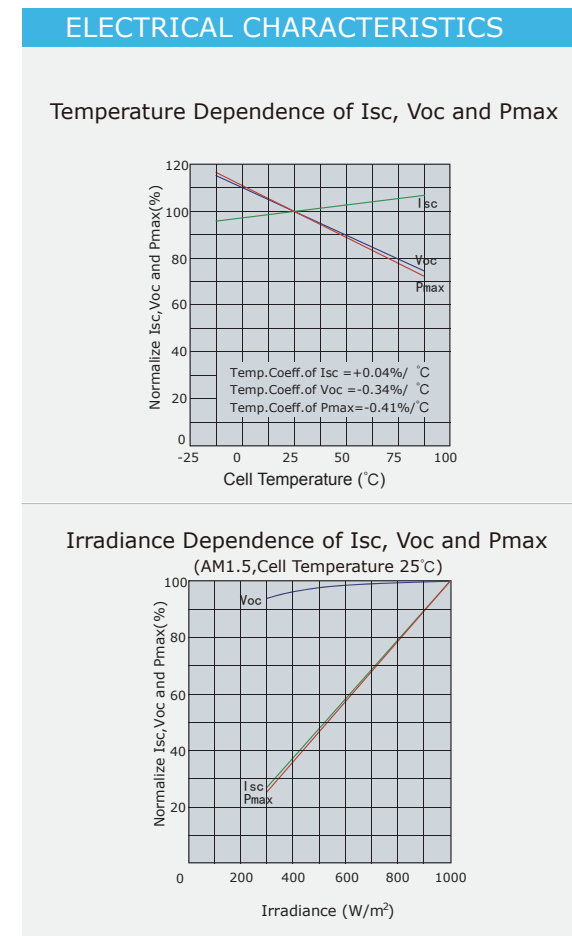
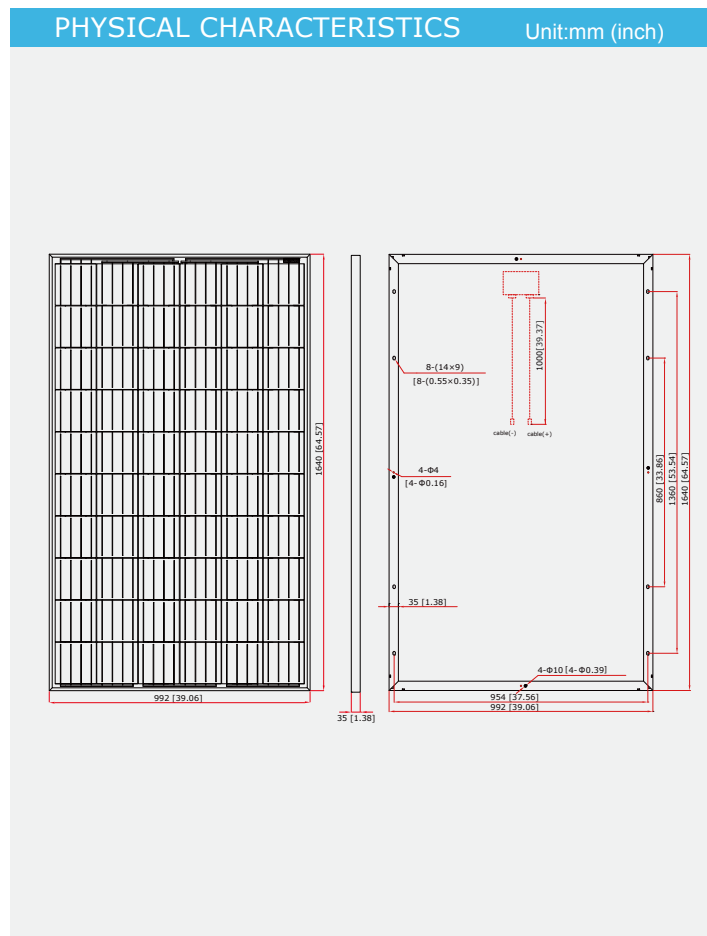
**Note:** the specifications are obtained under the Standard Test Conditions (STCs): 1000 W/m<sup>2</sup> solar irradiance, 1.5 Air Mass, and cell temperature of 25°C. The NOCT is obtained under the Test Conditions: 800 W/m<sup>2</sup>, 20°C ambient temperature, 1m/s wind speed, AM 1.5 spectrum. Please contact [support@etsolar.com](mailto:support@etsolar.com) for technical support. The actual transactions will be subject to the contracts. This parameters is for reference only and it is not a part of the contracts. The specifications are subject to change without prior notice.

ELECTRICAL SPECIFICATIONS		
Model Type	ET-P660270WW ET-P660270WB	ET-P660265WW ET-P660265WB
Peak Power (Pmax)	270W	265W
Module Efficiency	16.60%	16.29%
Maximum Power Voltage (Vmp)	30.97V	30.74V
Maximum Power Current (Imp)	8.72A	8.62A
Open Circuit Voltage (Voc)	38.72V	38.29V
Short Circuit Current (Isc)	9.31A	9.24A
Power Tolerance		0 to +5W
Operating Temperature		-40 ~ +85°C
Maximum System Voltage		DC 1000V
Nominal Operating Cell Temperature		45±2°C
Fire Safety		Type 1
Maximum Series Fuse Rating		15A

MECHANICAL SPECIFICATIONS	
Cell Type	6 inch
Number of Cells	60 cells in series
Weight	18.5 kg (40.79 lbs)
Dimension	1640×992×35mm (64.57×39.06×1.38 inch)
Max Load	5400 Pascals ( 112 lb/ft <sup>2</sup> )
Junction Box	IP65 rated
Connector	MC4 Compatible
Output cable	12AWG:PV Wire

TEMPERATURE COEFFICIENT	
Temp. Coeff. of Isc (TK Isc)	0.04% /°C
Temp. Coeff. of Voc (TK Voc)	-0.34% /°C
Temp. Coeff. of Pmax (TK Pmax)	-0.41% /°C

PACKING MANNER	
Container	40' HQ
Pieces per Pallet	30
Pieces per Container	840




**Note:** the specifications are obtained under the Standard Test Conditions (STCs): 1000 W/m<sup>2</sup> solar irradiance, 1.5 Air Mass, and cell temperature of 25°C. The NOCT is obtained under the Test Conditions: 800 W/m<sup>2</sup>, 20°C ambient temperature, 1m/s wind speed, AM 1.5 spectrum. Please contact [support@etsolar.com](mailto:support@etsolar.com) for technical support. The actual transactions will be subject to the contracts. This parameters is for reference only and it is not a part of the contracts. The specifications are subject to change without prior notice.

# ET SOLAR

## SMART FLEX MODULE

### SF-D

ET-P660 Series 265W-270W  
ET-P672 Series 315W-325W



- Integrated Breakthrough SF smart flex solution
- Improved Module heat dissipation capability
- Easy and simple field replacement and upgrade
- Inverter-Ready, Easily customized, Multifunctional system
- Linear performance warranty
- 48-hour response service

IEC 61215 Ed.2  
IEC 61730  
UL 1703

CONFORMS TO UL STD. 1703 CERTIFIED TO IEC 61730:2016 170391




ET SOLAR  
Tel: +86 25 86898096 Fax: +86 25 86898097  
Email: [info@etsolar.com](mailto:info@etsolar.com) [www.etsolar.com](http://www.etsolar.com)




# INTEGRATION OF BREAKTHROUGH SMART SOLUTION

ET Smart Flex module incorporates a universal junction box baseplate that different designs covers can fit onto. The baseplate provides a single interface to accommodate a variety of functions or budgets, as well as multiple project goals.

## DIODES SF-D



### SF BASEPLATE & COVER



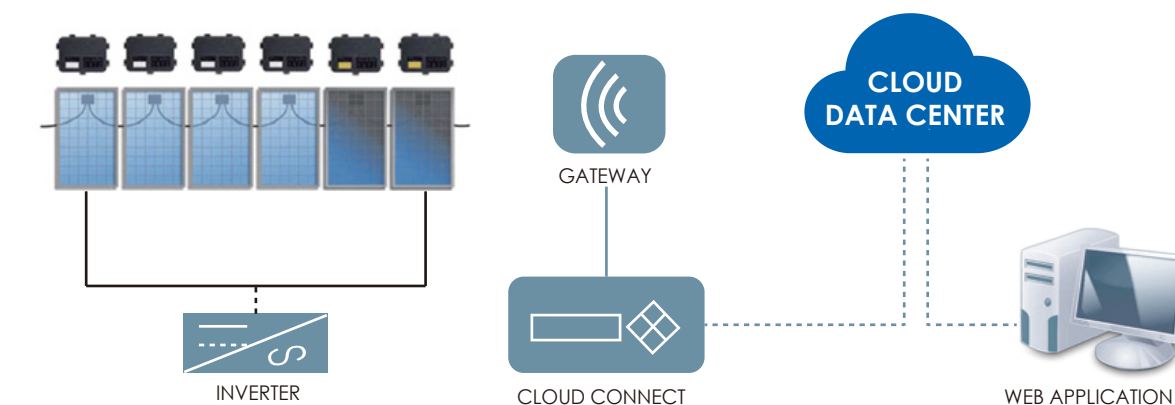
# IMPROVED MODULE HEAT DISSIPATION CAPABILITY

By incorporating the electrical components onto the cover, Smart Flex modules dissipate less heat than traditional modules on the backsheet, improving reliability and performance over time.



# INVERTER-READY, EASILY CUSTOMIZED, MULTIFUNCTIONAL SYSTEM

ET Smart Flex modules are compatible with any inverter to maximize energy harvest. The installed system communicates wirelessly through gateway and allows real time performance monitoring. All Smart Flex family modules allow compatibility with one another, and no extra hardware is required for the upgraded system.



# EASY AND SIMPLE FIELD REPLACEMENT AND UPGRADE

ET Smart Flex module provides an innovative platform that supports 5 levels of customization built into the junction box cover: (1) diodes (SF-D), (2) monitoring (SF-M), (3) safety (SF-S), (4) optimization (SF-O), (5) longer stringer (SF-L). Each level of customization includes specific capabilities in addition to all the functions of the lower levels. For example, longer stringer (SF-L) is the most functional cover, which includes all the functions of diodes, monitoring, safety and optimization.

## LONGER STRINGS SF-L



- String length increased by up to 30%
- Fewer BOS components
- Faster installation
- Inverter optimization
- Lower wire-losses
- Plus all the benefits of optimization

## OPTIMIZATION SF-O



- Shade and age tolerance
- Enhanced energy yield
- Greater design flexibility
- Maximized roof usage
- Plus all the benefits of safety

## SAFETY SF-S



- NEC 690.12 rapid shutdown compliant
- Module-level deactivation
- Automatic or manual shutdown
- Over-voltage protection
- Over-temperature protection
- Plus all the benefits of monitoring

## MONITORING SF-M



- Reduced O&M costs
- PV-2.0 data synchronization
- Module bar code tracking
- Fleet management
- CRM integration
- Warranty tracking
- Team management

## DIODES SF-D



- Similar to a standard junction box
- Standardization on basic TS4 baseplate
- Applicable to conventional and smart modules
- Field replaceable and upgradeable
- Heat dissipation away from the module