

We Make Solar Evolve

EiTe POLY

Polycrystalline Module

ET-P660280WW/WB 280W

ET-P660275WW/WB 275W

ET-P660270WW/WB 270W

ET-P660265WW/WB 265W

Rich Product Portfolio & Innovative Product Strategy, satisfy customer needs to the best, and keep the customers' overall costs to the lowest.



High Conversion Efficiency

Industry-leading processing techniques realize great module efficiency to a maximum of 17.21%, steady power output guaranteed.



Anti-reflective Coating and Reduce O&M Costs

Easier to clean by rainwater to remove dirt on the glass surface, making higher power output and lower maintenance costs.



0 to +5W

0 to +5W Positive Tolerance

Gain more power yields than expected.



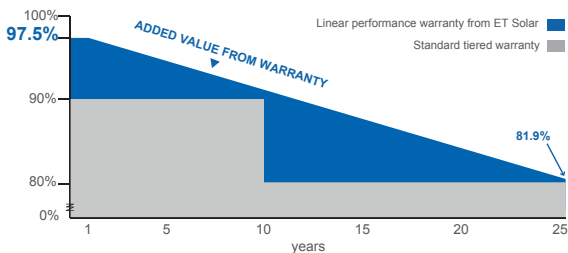
Excellent Loading Capability

2400Pa wind loads, 5400Pa snow loads.
Durable and long-lasting.



Top-quality & Trustworthy Product

Rigorous Quality Management System built.
Multiple internationally recognized PV industry standard certifications attained.



25 25-year performance warranty

10 10-year warranty on materials and workmanship

IEC 61215 Ed.2
IEC 61730
UL 1703



CONFORMS TO UL STD. 1703
CERTIFIED TO UL/ORD STD. C. 1703-01



www.etsolar.com

M/ET-PD-EN-US2017V3

ELECTRICAL SPECIFICATIONS (STC)

Model Type	ET-P660280WW ET-P660280WB	ET-P660275WW ET-P660275WB	ET-P660270WW ET-P660270WB	ET-P660265WW ET-P660265WB
Peak Power (Pmax)	280W	275W	270W	265W
Module Efficiency	17.21%	16.90%	16.60%	16.29%
Maximum Power Voltage (Vmp)	31.68V	31.32V	30.97V	30.74V
Maximum Power Current (Imp)	8.84A	8.78A	8.72A	8.62A
Open Circuit Voltage (Voc)	39.16V	38.92V	38.72V	38.29V
Short Circuit Current (Isc)	9.47A	9.35A	9.31A	9.24A
Power Tolerance	0 to +5W			
Operating Temperature	- 40 ~ + 85°C			
Maximum System Voltage	DC 1000V			
Nominal Operating Cell Temperature	45±2°C			
Fire Safety	Type 1			
Maximum Series Fuse Rating	15A			

ELECTRICAL SPECIFICATIONS (NOCT)

Model Type	ET-P660280WW ET-P660280WB	ET-P660275WW ET-P660275WB	ET-P660270WW ET-P660270WB	ET-P660265WW ET-P660265WB
Peak Power (Pmax)	206.3W	202.6W	199.1W	196.8W
Maximum Power Voltage (Vmp)	29.10V	28.90V	28.50V	28.30V
Maximum Power Current (Imp)	7.09A	7.00A	6.98A	6.96A
Open Circuit Voltage (Voc)	36.20V	36.00V	35.90V	35.50V
Short Circuit Current (Isc)	7.63A	7.54A	7.48A	7.45A

MECHANICAL SPECIFICATIONS

Cell Type	6 inch
Number of Cells	60 cells in series
Weight	18.5 kg (40.79 lbs)
Dimension	1640×992×35 mm (64.57×39.06×1.38 inch)
Max Load	5400 Pascals (112 lb/ft ²)
Junction Box	≥IP67 rated
Connector	MC4 Compatible
Output cable	12AWG:PV Wire

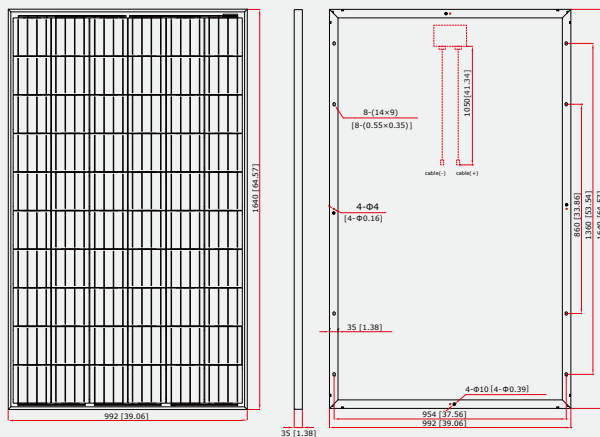
TEMPERATURE COEFFICIENT

Temp. Coeff. of Isc (TK Isc)	0.04% /°C
Temp. Coeff. of Voc (TK Voc)	-0.34% /°C
Temp. Coeff. of Pmax (TK Pmax)	-0.41% /°C

PACKING MANNER

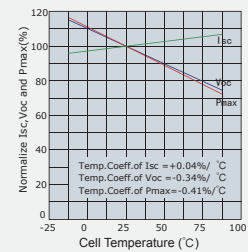
Container	40' HQ
Pieces per Pallet	30
Pieces per Container	840

PHYSICAL CHARACTERISTICS Unit:mm (inch)

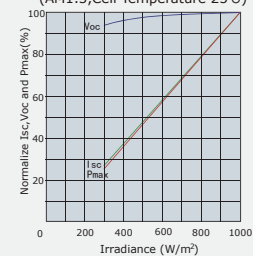


ELECTRICAL CHARACTERISTICS

Temperature Dependence of Isc, Voc and Pmax



Irradiance Dependence of Isc, Voc and Pmax (AM1.5, Cell Temperature 25°C)



Note: the specifications are obtained under the Standard Test Conditions (STCs): 1000 W/m² solar irradiance, 1.5 Air Mass, and cell temperature of 25°C. The NOCT is obtained under the Test Conditions: 800 W/m², 20°C ambient temperature, 1m/s wind speed, AM 1.5 spectrum.

Please contact support@etsolar.com for technical support. The actual transactions will be subject to the contracts. This parameters is for reference only and it is not a part of the contracts. The specifications are subject to change without prior notice.