

We Make Solar Evolve

ELITE BLACK


Polycrystalline Module

ET-P660275BB 275W

ET-P660270BB 270W

ET-P660265BB 265W

ET-P660260BB 260W



Rich Product Portfolio & Innovative Product Strategy, satisfy customer needs to the best, and keep the customers' overall costs to the lowest.



High Conversion Efficiency

Industry-leading processing techniques realize great module efficiency to a maximum of 16.90%, steady power output guaranteed.



Anti-reflective Coating and Reduce O&M Costs

Easier to clean by rainwater to remove dirt on the glass surface, making higher power output and lower maintenance costs.



Visually Appealing Appearance

Good for architectural aesthetics.



0 to +5W Positive Tolerance

Gain more power yields than expected.



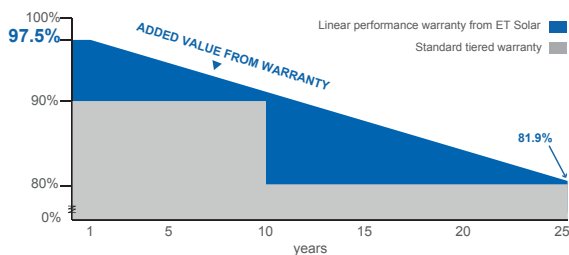
Excellent Loading Capability

2400Pa wind loads, 5400Pa snow loads.
Durable and long-lasting.



Top-quality & Trustworthy Product

Rigorous Quality Management System built.
Multiple internationally recognized PV industry standard certifications attained.



25 25-year performance warranty

10 10-year warranty on materials and workmanship

IEC 61215 Ed.2
IEC 61730
UL 1703



CONFORMS TO UL STD. 1703
CERTIFIED TO UL/COORD STD.C 1703-01



www.etsolar.com

M/ET-PD-EN-US2017V3

ELECTRICAL SPECIFICATIONS (STC)

Model Type	ET-P660275BB	ET-P660270BB	ET-P660265BB	ET-P660260BB
Peak Power (Pmax)	275W	270W	265W	260W
Module Efficiency	16.90%	16.60%	16.29%	15.98%
Maximum Power Voltage (Vmp)	31.32V	30.97V	30.74V	30.59V
Maximum Power Current (Imp)	8.78A	8.72A	8.62A	8.50A
Open Circuit Voltage (Voc)	38.92V	38.72V	38.29V	38.16V
Short Circuit Current (Isc)	9.35A	9.31A	9.24A	9.07A
Power Tolerance	0 to +5W			
Operating Temperature	- 40 ~ + 85°C			
Maximum System Voltage	DC 1000V			
Nominal Operating Cell Temperature	45±2°C			
Fire Safety	Type 1			
Maximum Series Fuse Rating	15A			

ELECTRICAL SPECIFICATIONS (NOCT)

Model Type	ET-P660275BB	ET-P660270BB	ET-P660265BB	ET-P660260BB
Peak Power (Pmax)	202.6W	199.1W	196.8W	191.8W
Maximum Power Voltage (Vmp)	28.90V	28.50V	28.30V	28.30V
Maximum Power Current (Imp)	7.00A	6.98A	6.96A	6.78A
Open Circuit Voltage (Voc)	36.00V	35.90V	35.50V	35.30V
Short Circuit Current (Isc)	7.54A	7.48A	7.45A	7.26A

MECHANICAL SPECIFICATIONS

Cell Type	6 inch
Number of Cells	60 cells in series
Weight	18.5 kg (40.79 lbs)
Dimension	1640×992×35 mm (64.57×39.06×1.38 inch)
Max Load	5400 Pascals (112 lb/ft ²)
Junction Box	≥IP67 rated
Connector	MC4 Compatible
Output cable	12AWG:PV Wire

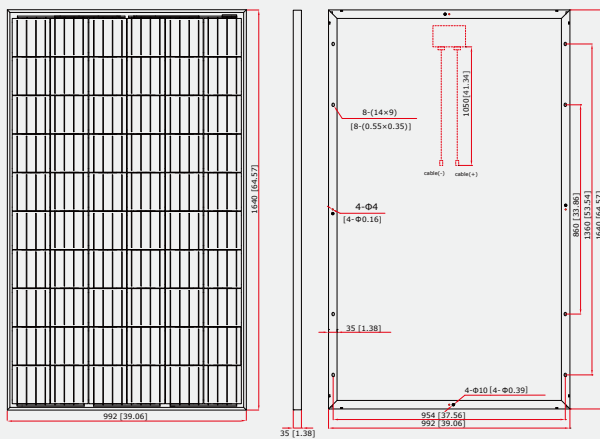
TEMPERATURE COEFFICIENT

Temp. Coeff. of Isc (TK Isc)	0.04% /°C
Temp. Coeff. of Voc (TK Voc)	-0.34% /°C
Temp. Coeff. of Pmax (TK Pmax)	-0.41% /°C

PACKING MANNER

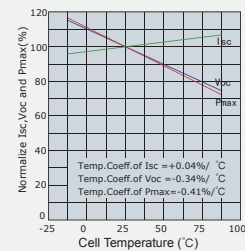
Container	40' HQ
Pieces per Pallet	30
Pieces per Container	840

PHYSICAL CHARACTERISTICS Unit:mm (inch)

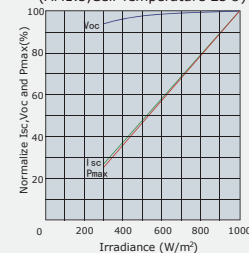


ELECTRICAL CHARACTERISTICS

Temperature Dependence of Isc, Voc and Pmax



Irradiance Dependence of Isc, Voc and Pmax
(AM1.5, Cell Temperature 25°C)



Note: the specifications are obtained under the Standard Test Conditions (STCs): 1000 W/m² solar irradiance, 1.5 Air Mass, and cell temperature of 25°C. The NOCT is obtained under the Test Conditions: 800 W/m², 20°C ambient temperature, 1m/s wind speed, AM 1.5 spectrum.

Please contact support@etsolar.com for technical support. The actual transactions will be subject to the contracts. This parameters is for reference only and it is not a part of the contracts. The specifications are subject to change without prior notice.