

We Make Solar Evolve

ELITE MONO

Monocrystalline Module

ET-M672355WW/WB 355W

ET-M672350WW/WB 350W

ET-M672345WW/WB 345W

ET-M672340WW/WB 340W

ET-M672335WW/WB 335W



Rich Product Portfolio & Innovative Product Strategy, satisfy customer needs to the best, and keep the customers' overall costs to the lowest.



High Conversion Efficiency

Industry-leading processing techniques realize great module efficiency to a maximum of 18.30%, steady power output guaranteed.



Anti-reflective Coating and Reduce O&M Costs

Easier to clean by rainwater to remove dirt on the glass surface, making higher power output and lower maintenance costs.



0 to +5W Positive Tolerance

Gain more power yields than expected.



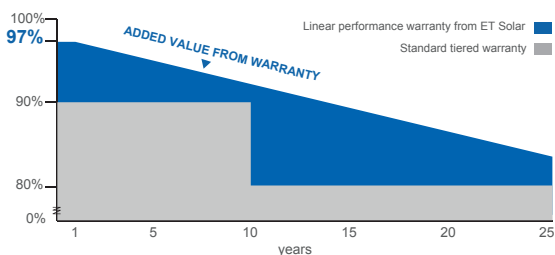
Excellent Loading Capability

2400Pa wind loads, 5400Pa snow loads.
Durable and long-lasting.



Top-quality & Trustworthy Product

Rigorous Quality Management System built.
Multiple internationally recognized PV industry standard certifications attained.



25 25-year performance warranty

10 10-year warranty on materials and workmanship

IEC 61215 Ed.2
IEC 61730
IEC 61701
IEC 62716



www.etsolar.com

M/ET-PD-EN-EU2017V3

ELECTRICAL SPECIFICATIONS (STC)

Model Type	ET-M672355WW	ET-M672350WW	ET-M672345WW	ET-M672340WW	ET-M672335WW
	ET-M672355WB	ET-M672350WB	ET-M672345WB	ET-M672340WB	ET-M672335WB
Peak Power (Pmax)	355W	350W	345W	340W	335W
Module Efficiency	18.30%	18.04%	17.78%	17.52%	17.26%
Maximum Power Voltage (Vmp)	38.93V	38.51V	38.38V	38.17V	37.94V
Maximum Power Current (Imp)	9.12A	9.09A	8.99A	8.91A	8.83A
Open Circuit Voltage (Voc)	47.74V	47.64V	47.13V	46.91V	46.75V
Short Circuit Current (Isc)	9.65A	9.59A	9.48A	9.41A	9.33A
Power Tolerance	0 to +5W				
Operating Temperature	- 40 ~ + 85°C				
Maximum System Voltage	DC 1000V				
Nominal Operating Cell Temperature	45±2°C				
Fire Safety	Class C				
Maximum Series Fuse Rating	20A				

ELECTRICAL SPECIFICATIONS (NOCT)

Model Type	ET-M672355WW	ET-M672350WW	ET-M672345WW	ET-M672340WW	ET-M672335WW
	ET-M672355WB	ET-M672350WB	ET-M672345WB	ET-M672340WB	ET-M672335WB
Peak Power (Pmax)	259.0W	255.9W	251.8W	248.2W	244.6W
Maximum Power Voltage (Vmp)	35.8V	35.6V	35.4V	35.2V	35V
Maximum Power Current (Imp)	7.24A	7.18A	7.11A	7.05A	6.99A
Open Circuit Voltage (Voc)	43.8V	43.7V	43.2V	43V	42.9V
Short Circuit Current (Isc)	7.79A	7.74A	7.65A	7.60A	7.53A

MECHANICAL SPECIFICATIONS

Cell Type	156.75mm x 156.75mm
Number of Cells	72 cells in series
Weight	22.5 kg (49.60 lbs)
Dimension	1956×992×40mm (77.01×39.06×1.58 inch)
Max Load	5400 Pascals (112 lb/ft ²)
Junction Box	≥IP67 rated
Connector	MC4 Compatible
Output cable	PV 1-F 4mm ²

TEMPERATURE COEFFICIENT

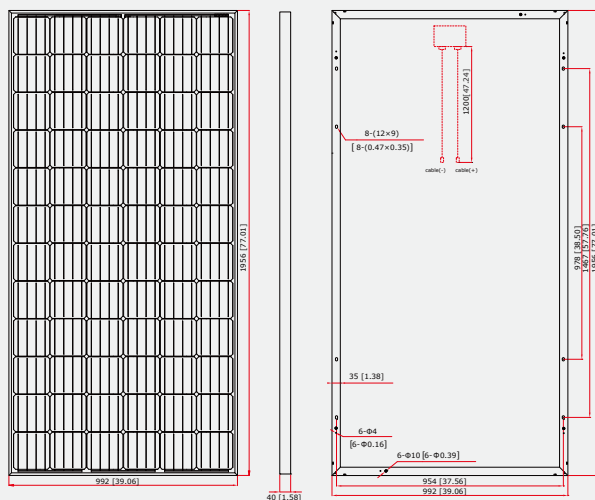
Temp. Coeff. of Isc (TK Isc)	0.05% /°C
Temp. Coeff. of Voc (TK Voc)	-0.30% /°C
Temp. Coeff. of Pmax (TK Pmax)	-0.42% /°C

PACKING MANNER

Container	40' HQ
Pieces per Pallet	26
Pieces per Container	572

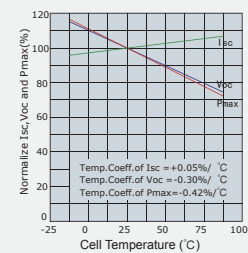
PHYSICAL CHARACTERISTICS

Unit:mm (inch)

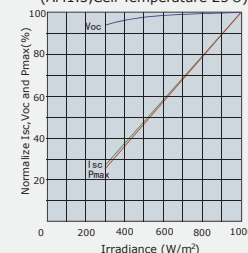


ELECTRICAL CHARACTERISTICS

Temperature Dependence of Isc, Voc and Pmax



Irradiance Dependence of Isc, Voc and Pmax (AM1.5, Cell Temperature 25°C)



Note: the specifications are obtained under the Standard Test Conditions (STCs): 1000 W/m² solar irradiance, 1.5 Air Mass, and cell temperature of 25°C. The NOCT is obtained under the Test Conditions: 800 W/m², 20°C ambient temperature, 1m/s wind speed, AM 1.5 spectrum.

Please contact support@etsolar.com for technical support. The actual transactions will be subject to the contracts. This parameters is for reference only and it is not a part of the contracts. The specifications are subject to change without prior notice.