


We Make Solar Evolve

ELITE MONO

Monocrystalline Module



ET-M648235WW/WB 235W

ET-M648230WW/WB 230W

ET-M648225WW/WB 225W

ET-M648220WW/WB 220W

Rich Product Portfolio & Innovative Product Strategy, satisfy customer needs to the best, and keep the customers' overall costs to the lowest.



High Conversion Efficiency

Industry-leading processing techniques realize great module efficiency to a maximum of 17.89%, steady power output guaranteed.



Anti-reflective Coating and Reduce O&M Costs

Easier to clean by rainwater to remove dirt on the glass surface, making higher power output and lower maintenance costs.



0 to +5W Positive Tolerance

Gain more power yields than expected.



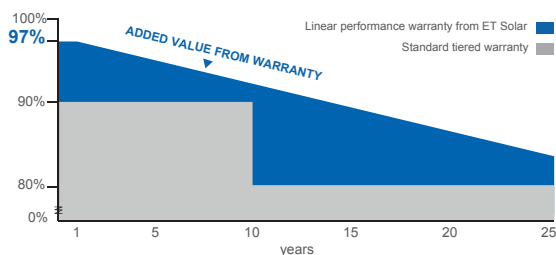
Excellent Loading Capability

2400Pa wind loads, 5400Pa snow loads.
Durable and long-lasting.



Top-quality & Trustworthy Product

Rigorous Quality Management System built.
Multiple internationally recognized PV industry standard certifications attained.



25 25-year performance warranty

10 10-year warranty on materials and workmanship

IEC 61215 Ed.2
IEC 61730
IEC 61701
IEC 62716



www.etsolar.com

M/ET-PD-EN-EU2017V3

ELECTRICAL SPECIFICATIONS

Model Type	ET-M648235WW	ET-M648230WW	ET-M648225WW	ET-M648220WW
	ET-M648235WB	ET-M648230WB	ET-M648225WB	ET-M648220WB
Peak Power (Pmax)	235W	230W	225W	220W
Module Efficiency	17.89%	17.51%	17.13%	16.75%
Maximum Power Voltage (Vmp)	25.77V	25.33V	25.29V	25.21V
Maximum Power Current (Imp)	9.12A	9.09A	8.9A	8.73A
Open Circuit Voltage (Voc)	31.82V	31.74V	31.41V	31.26V
Short Circuit Current (Isc)	9.65A	9.59A	9.23A	9.14A
Power Tolerance	0 to +5W			
Operating Temperature	- 40 ~ + 85°C			
Maximum System Voltage	DC 1000V			
Nominal Operating Cell Temperature	45±2°C			
Fire Safety	Class C			
Maximum Series Fuse Rating	20A			

MECHANICAL SPECIFICATIONS

Cell Type	156.75mm x 156.75mm
Number of Cells	48 cells in series
Weight	15 kg (33.07 lbs)
Dimension	1324×992×35mm (52.13×39.06×1.38 inch)
Max Load	5400 Pascals (112 lb/ft ²)
Junction Box	≥IP67 rated
Connector	MC4 Compatible
Output cable	PV 1-F 4mm ²

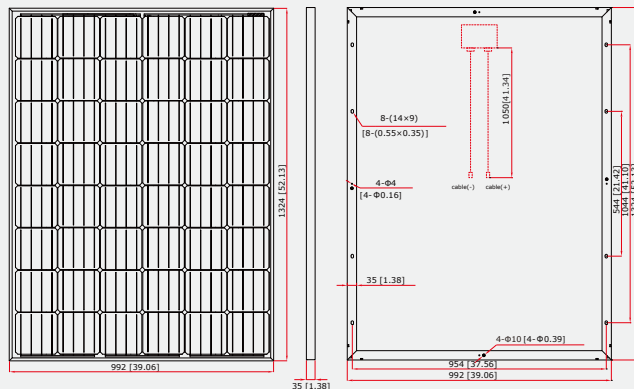
TEMPERATURE COEFFICIENT

Temp. Coeff. of Isc (TK Isc)	0.05% /°C
Temp. Coeff. of Voc (TK Voc)	-0.30% /°C
Temp. Coeff. of Pmax (TK Pmax)	-0.42% /°C

PACKING MANNER

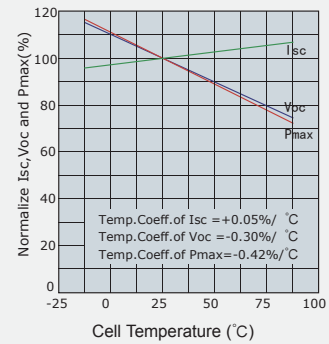
Container	20' GP	40' GP
Pieces per Pallet	30	30
Pieces per Container	480	960

PHYSICAL CHARACTERISTICS Unit:mm (inch)

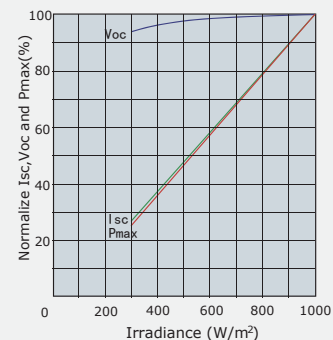


ELECTRICAL CHARACTERISTICS

Temperature Dependence of Isc, Voc and Pmax



Irradiance Dependence of Isc, Voc and Pmax (AM1.5, Cell Temperature 25°C)



Note: the specifications are obtained under the Standard Test Conditions (STCs): 1000 W/m² solar irradiance, 1.5 Air Mass, and cell temperature of 25°C. The NOCT is obtained under the Test Conditions: 800 W/m², 20°C ambient temperature, 1m/s wind speed, AM 1.5 spectrum.

Please contact support@etsolar.com for technical support. The actual transactions will be subject to the contracts. This parameters is for reference only and it is not a part of the contracts. The specifications are subject to change without prior notice.